

**Ask for the full
catalogue!**

EXPERT TOOLS TITANIUM



EXPERT cutting tools recommended for machining titanium

Tool material : **SOLID CARBIDE**

Recommended Coating: **RICO**

Operation	Ref.	Picture	Page
Drilling	353		4
Milling	3100		7
Saw blades	226		8
Threading	5600		10
Engraving	119-4		11
Special Custom tooling	helical		Upon request

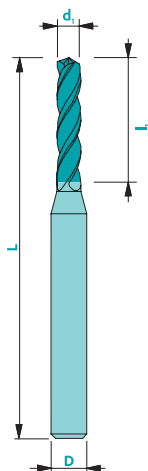
This table presents only one optimal tool for each operation. You will find other tools suitable for titanium machining in our full catalogue.

Index - Titanium

N° Wsn	DIN	Gr.
Grades	1,2,3,4,7,11,12,13,14,15,16,17,26,27,30	a
Grades	5,6,9,10,18,19,20,21,22,23,24,25,28,29	b
3.7024	Ti99.8	a
3.7112	Ti5Al2,5Sn	a
3.7114	TiAl5Sn2	b
3.7124	TiCu2	b
3.7154	TiAl6Zr5	b
3.7165	TiAl6V4 (TA6V)	b
3.7174	TiAl6V6Sn2	b
3.7184	TiAl4Mo4Sn2	b
3.7144	TiAl6Sn2Zr4Mo2	b

353

Twist drill Z3 - shank Ø3

Available
uncoated or coated

Material group (see page 3)

	a	b
Recommended coating	-	-
V_c uncoated [m/min]	31	28
V_c coated [m/min]	36	34
F [mm]	Ø/120	Ø/120
Pecking	Øx1.2	Øx1.2

 d_1 : -0.002/-0.004
 D: h5

Art. n°	d_1	l_1	D	L
353d0.15	0.15	2.0	3.0	38
353d0.18	0.18	2.0	3.0	38
353d0.20	0.20	3.0	3.0	38
353d0.21	0.21	3.0	3.0	38
353d0.22	0.22	3.0	3.0	38
353d0.23	0.23	3.0	3.0	38
353d0.24	0.24	3.0	3.0	38
353d0.25	0.25	3.5	3.0	38
353d0.26	0.26	3.5	3.0	38
353d0.27	0.27	3.5	3.0	38
353d0.28	0.28	3.5	3.0	38
353d0.29	0.29	3.5	3.0	38
353d0.30	0.30	5.0	3.0	38
353d0.31	0.31	5.0	3.0	38
353d0.32	0.32	5.0	3.0	38
353d0.33	0.33	5.0	3.0	38
353d0.34	0.34	5.0	3.0	38
353d0.35	0.35	5.0	3.0	38
353d0.36	0.36	5.0	3.0	38
353d0.37	0.37	5.0	3.0	38
353d0.38	0.38	5.0	3.0	38
353d0.39	0.39	5.0	3.0	38
353d0.40	0.40	6.0	3.0	38
353d0.41	0.41	6.0	3.0	38
353d0.42	0.42	6.0	3.0	38
353d0.43	0.43	6.0	3.0	38
353d0.44	0.44	6.0	3.0	38
353d0.45	0.45	6.0	3.0	38
353d0.46	0.46	6.0	3.0	38

Art. n°	d_1	l_1	D	L
353d0.47	0.47	6.0	3.0	38
353d0.48	0.48	6.0	3.0	38
353d0.49	0.49	6.0	3.0	38
353d0.50	0.50	6.0	3.0	38
353d0.51	0.51	6.0	3.0	38
353d0.52	0.52	6.0	3.0	38
353d0.53	0.53	6.0	3.0	38
353d0.54	0.54	6.0	3.0	38
353d0.55	0.55	7.0	3.0	38
353d0.56	0.56	7.0	3.0	38
353d0.57	0.57	7.0	3.0	38
353d0.58	0.58	7.0	3.0	38
353d0.59	0.59	7.0	3.0	38
353d0.60	0.60	7.0	3.0	38
353d0.61	0.61	7.0	3.0	38
353d0.62	0.62	7.0	3.0	38
353d0.63	0.63	7.0	3.0	38
353d0.64	0.64	7.0	3.0	38
353d0.65	0.65	7.0	3.0	38
353d0.66	0.66	7.0	3.0	38
353d0.67	0.67	7.0	3.0	38
353d0.68	0.68	7.0	3.0	38
353d0.69	0.69	7.0	3.0	38
353d0.70	0.70	9.5	3.0	38
353d0.71	0.71	9.5	3.0	38
353d0.72	0.72	9.5	3.0	38
353d0.73	0.73	9.5	3.0	38
353d0.74	0.74	9.5	3.0	38
353d0.75	0.75	9.5	3.0	38

Formulas

$$F = F_z \cdot Z$$

$$V_f = F_z \cdot Z \cdot n$$

$$n = \frac{V_c \cdot 1000}{\pi \cdot d_1}$$

$$V_c = \frac{\pi \cdot d_1 \cdot n}{1000}$$

$$f_z = \frac{V_f}{Z \cdot n}$$

Caption

F [mm]: Feed per rotation

FZ [mm]: Feed per tooth

Z : Number of teeth

Vf [mm/min]: Feed speed

n : Spindle speed




Twist drill Z3 - shank Ø3

353

Continuation

Art. n°	d ₁	l ₁	D	L	Art. n°	d ₁	l ₁	D	L
353d0.76	0.76	9.5	3.0	38	353d1.20	1.20	10.5	3.0	38
353d0.77	0.77	9.5	3.0	38	353d1.21	1.21	10.5	3.0	38
353d0.78	0.78	9.5	3.0	38	353d1.22	1.22	10.5	3.0	38
353d0.79	0.79	9.5	3.0	38	353d1.23	1.23	10.5	3.0	38
353d0.80	0.80	9.5	3.0	38	353d1.24	1.24	10.5	3.0	38
353d0.81	0.81	9.5	3.0	38	353d1.25	1.25	10.5	3.0	38
353d0.82	0.82	9.5	3.0	38	353d1.26	1.26	10.5	3.0	38
353d0.83	0.83	9.5	3.0	38	353d1.27	1.27	10.5	3.0	38
353d0.84	0.84	9.5	3.0	38	353d1.28	1.28	10.5	3.0	38
353d0.85	0.85	9.5	3.0	38	353d1.29	1.29	10.5	3.0	38
353d0.86	0.86	9.5	3.0	38	353d1.30	1.30	10.5	3.0	38
353d0.87	0.87	9.5	3.0	38	353d1.31	1.31	10.5	3.0	38
353d0.88	0.88	9.5	3.0	38	353d1.32	1.32	10.5	3.0	38
353d0.89	0.89	9.5	3.0	38	353d1.33	1.33	10.5	3.0	38
353d0.90	0.90	9.5	3.0	38	353d1.34	1.34	10.5	3.0	38
353d0.91	0.91	9.5	3.0	38	353d1.35	1.35	10.5	3.0	38
353d0.92	0.92	9.5	3.0	38	353d1.36	1.36	10.5	3.0	38
353d0.93	0.93	9.5	3.0	38	353d1.37	1.37	10.5	3.0	38
353d0.94	0.94	9.5	3.0	38	353d1.38	1.38	10.5	3.0	38
353d0.95	0.95	9.5	3.0	38	353d1.39	1.39	10.5	3.0	38
353d0.96	0.96	9.5	3.0	38	353d1.40	1.40	10.5	3.0	38
353d0.97	0.97	9.5	3.0	38	353d1.41	1.41	10.5	3.0	38
353d0.98	0.98	9.5	3.0	38	353d1.42	1.42	10.5	3.0	38
353d0.99	0.99	9.5	3.0	38	353d1.43	1.43	10.5	3.0	38
353d1.00	1.00	9.5	3.0	38	353d1.44	1.44	10.5	3.0	38
353d1.01	1.01	9.5	3.0	38	353d1.45	1.45	10.5	3.0	38
353d1.02	1.02	9.5	3.0	38	353d1.46	1.46	10.5	3.0	38
353d1.03	1.03	9.5	3.0	38	353d1.47	1.47	10.5	3.0	38
353d1.04	1.04	9.5	3.0	38	353d1.48	1.48	10.5	3.0	38
353d1.05	1.05	10.5	3.0	38	353d1.49	1.49	10.5	3.0	38
353d1.06	1.06	10.5	3.0	38	353d1.50	1.50	10.5	3.0	38
353d1.07	1.07	10.5	3.0	38	353d1.51	1.51	10.5	3.0	38
353d1.08	1.08	10.5	3.0	38	353d1.52	1.52	10.5	3.0	38
353d1.09	1.09	10.5	3.0	38	353d1.53	1.53	10.5	3.0	38
353d1.10	1.10	10.5	3.0	38	353d1.54	1.54	10.5	3.0	38
353d1.11	1.11	10.5	3.0	38	353d1.55	1.55	10.5	3.0	38
353d1.12	1.12	10.5	3.0	38	353d1.56	1.56	10.5	3.0	38
353d1.13	1.13	10.5	3.0	38	353d1.57	1.57	10.5	3.0	38
353d1.14	1.14	10.5	3.0	38	353d1.58	1.58	10.5	3.0	38
353d1.15	1.15	10.5	3.0	38	353d1.59	1.59	10.5	3.0	38
353d1.16	1.16	10.5	3.0	38	353d1.60	1.60	10.5	3.0	38
353d1.17	1.17	10.5	3.0	38	353d1.61	1.61	10.5	3.0	38
353d1.18	1.18	10.5	3.0	38	353d1.62	1.62	10.5	3.0	38
353d1.19	1.19	10.5	3.0	38					



Available
uncoated or coated



140°

Z3



λ
34°

CARB

Twist drill Z3 - shank Ø3



Available
uncoated or coated



140°

Z3


 λ
34°

CARB

Art. n°	d ₁	l ₁	D	L
353d1.63	1.63	10.5	3.0	38
353d1.64	1.64	10.5	3.0	38
353d1.65	1.65	10.5	3.0	38
353d1.66	1.66	10.5	3.0	38
353d1.67	1.67	10.5	3.0	38
353d1.68	1.68	10.5	3.0	38
353d1.69	1.69	10.5	3.0	38
353d1.70	1.70	10.5	3.0	38
353d1.71	1.71	10.5	3.0	38
353d1.72	1.72	10.5	3.0	38
353d1.73	1.73	10.5	3.0	38
353d1.74	1.74	10.5	3.0	38
353d1.75	1.75	10.5	3.0	38
353d1.76	1.76	10.5	3.0	38
353d1.77	1.77	10.5	3.0	38
353d1.78	1.78	10.5	3.0	38
353d1.79	1.79	10.5	3.0	38
353d1.80	1.80	10.5	3.0	38
353d1.81	1.81	10.5	3.0	38
353d1.82	1.82	10.5	3.0	38
353d1.83	1.83	10.5	3.0	38
353d1.84	1.84	10.5	3.0	38
353d1.85	1.85	10.5	3.0	38
353d1.86	1.86	10.5	3.0	38
353d1.87	1.87	10.5	3.0	38
353d1.88	1.88	10.5	3.0	38
353d1.89	1.89	10.5	3.0	38
353d1.90	1.90	10.5	3.0	38
353d1.91	1.91	10.5	3.0	38
353d1.92	1.92	10.5	3.0	38
353d1.93	1.93	10.5	3.0	38
353d1.94	1.94	10.5	3.0	38
353d1.95	1.95	10.5	3.0	38
353d1.96	1.96	10.5	3.0	38
353d1.97	1.97	10.5	3.0	38
353d1.98	1.98	10.5	3.0	38
353d1.99	1.99	10.5	3.0	38
353d2.00	2.00	10.5	3.0	38
353d2.05	2.05	10.5	3.0	38
353d2.10	2.10	10.5	3.0	38
353d2.15	2.15	10.5	3.0	38
353d2.20	2.20	10.5	3.0	38
353d2.25	2.25	10.5	3.0	38

Art. n°	d ₁	l ₁	D	L
353d2.30	2.30	10.5	3.0	38
353d2.35	2.35	10.5	3.0	38
353d2.40	2.40	10.5	3.0	38
353d2.45	2.45	10.5	3.0	38
353d2.50	2.50	10.5	3.0	38
353d2.55	2.55	10.5	3.0	38
353d2.60	2.60	10.5	3.0	38
353d2.65	2.65	10.5	3.0	38
353d2.70	2.70	10.5	3.0	38
353d2.75	2.75	10.5	3.0	38
353d2.80	2.80	10.5	3.0	38
353d2.85	2.85	10.5	3.0	38
353d2.90	2.90	10.5	3.0	38
353d2.95	2.95	10.5	3.0	38
353d3.00	3.00	10.5	3.0	38

EXPERT end mill titanium

3100

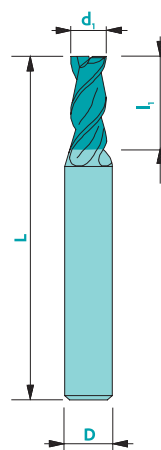
Material group (see page 3)

	a	b
Recommended coating	Rico	Rico
V_c uncoated [m/min]	70	90
V_c coated [m/min]	60	80
F_z Ø 0.25 [mm]	0.002	0.002
F_z Ø 0.50 [mm]	0.004	0.002
F_z Ø 1.00 [mm]	0.007	0.004
F_z Ø 2.00 [mm]	0.010	0.008
F_z Ø 4.00 [mm]	0.015	0.016
F_z Ø 6.00 [mm]	0.024	0.024
F_z Ø 8.00 [mm]	0.032	0.032
F_z Ø 10.00 [mm]	0.04	0.04
F_z Ø 12.00 [mm]	0.05	0.05
F_z Ø 16.00 [mm]	0.06	0.06
F_z Ø 20.00 [mm]	0.07	0.07

Tolerances

$d_1 \leq 1 \text{ mm}$ ▶ +0/-0.01
 $d_1 > 1 \text{ mm}$ ▶ +0/-0.02
 $d_1 = D$ ▶ $d_1 : e8$

D: h5



Available
uncoated or coated

Art. n°	d_1	L_1	D	L	Z
3100d0.50	0.5	1.0	6	57	3
3100d0.60	0.6	1.2	6	57	3
3100d0.70	0.7	1.4	6	57	3
3100d0.80	0.8	1.6	6	57	3
3100d0.90	0.9	1.8	6	57	3
3100d1.00	1.0	2.0	6	57	3
3100d1.10	1.1	2.2	6	57	3
3100d1.20	1.2	2.4	6	57	3
3100d1.30	1.3	2.6	6	57	3
3100d1.40	1.4	2.8	6	57	3
3100d1.50	1.5	3.0	6	57	3
3100d1.60	1.6	3.2	6	57	3
3100d1.70	1.7	3.4	6	57	3
3100d1.80	1.8	3.6	6	57	3
3100d1.90	1.9	3.8	6	57	3
3100d2.00	2.0	4.0	6	57	3
3100d2.10	2.1	4.2	6	57	3

Art. n°	d_1	L_1	D	L	Z
3100d2.20	2.2	4.4	6	57	3
3100d2.30	2.3	4.6	6	57	3
3100d2.40	2.4	4.8	6	57	3
3100d2.50	2.5	5.0	6	57	3
3100d2.60	2.6	5.2	6	57	3
3100d2.70	2.7	5.4	6	57	3
3100d2.80	2.8	5.6	6	57	3
3100d2.90	2.9	5.8	6	57	3
3100d3.00	3.0	6.0	6	57	3
3100d3.50	3.5	7.0	6	57	3
3100d4.00	4.0	8.0	6	57	3
3100d5.00	5.0	10.0	6	57	3
3100d6.00	6.0	12.0	8	63	3
3100d8.00	8.0	16.0	8	63	3
3100d10.00	10.0	20.0	10	72	4
3100d12.00	12.0	24.0	12	83	4



Z3-4



λ
45°

γ
8°

CARB



$ap=1 \times d_1$



$ae=0.10 \times d_1$
 $ap=1 \times d_1$

Formulas

$$F = F_z \cdot Z$$

$$V_f = F_z \cdot Z \cdot n$$

$$n = \frac{V_c \cdot 1000}{\pi \cdot d_1}$$

$$V_c = \frac{\pi \cdot d_1 \cdot n}{1000}$$

$$f_z = \frac{V_f}{Z \cdot n}$$

Caption

F [mm]: Feed per rotation

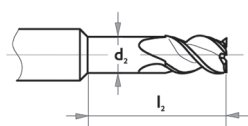
FZ [mm]: Feed per tooth

Z: Number of teeth

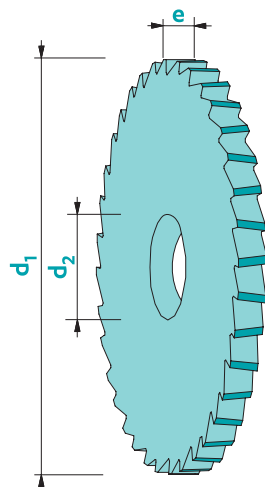
Vf [mm/min]: Feed speed

n: Spindle speed

Upon request



Slitting saw staggered teeth



Available
uncoated or coated

Material group (see page 3)

	a	b
Recommended coating	Rico	Rico
V_c uncoated [m/min]	50	60
V_c coated [m/min]	40	50
F_z [mm]	Ø/10000	Ø/10000

Tolerance e: +0/-0.01
d₂: H5



Formulas

$$F = F_z \cdot Z$$

$$V_f = F_z \cdot Z \cdot n$$

$$n = \frac{V_c \cdot 1000}{\pi \cdot d_1}$$

$$V_c = \frac{\pi \cdot d_1 \cdot n}{1000}$$

$$f_z = \frac{V_f}{Z \cdot n}$$

Caption

F [mm]: Feed per rotation

FZ [mm]: Feed per tooth

Z : Number of teeth

V_f [mm/min]: Feed speed

n : Spindle speed

Art. n°	d ₁	e	d ₂	Z
226d15e1.5a5Z##	15	1.5	5	12 - 18
226d15e2.0a5Z##	15	2.0	5	12 - 18
226d15e2.5a5Z##	15	2.5	5	12 - 18
226d15e3.0a5Z##	15	3.0	5	12 - 18
226d15e3.5a5Z##	15	3.5	5	12 - 18
226d15e4.0a5Z##	15	4.0	5	12 - 18
226d15e4.5a5Z##	15	4.5	5	12 - 18
226d15e5.0a5Z##	15	5.0	5	12 - 18
226d15e5.5a5Z##	15	5.5	5	12 - 18
226d15e6.0a5Z##	15	6.0	5	12 - 18
226d20e1.5a5Z##	20	1.5	5	20 - 24
226d20e2.0a5Z##	20	2.0	5	20 - 24
226d20e2.5a5Z##	20	2.5	5	20 - 24
226d20e3.0a5Z##	20	3.0	5	20 - 24
226d20e3.5a5Z##	20	3.5	5	20 - 24
226d20e4.0a5Z##	20	4.0	5	20 - 24
226d20e4.5a5Z##	20	4.5	5	20 - 24
226d20e5.0a5Z##	20	5.0	5	20 - 24
226d20e5.5a5Z##	20	5.5	5	20 - 24
226d20e6.0a5Z##	20	6.0	5	20 - 24
226d25e1.5a8Z##	25	1.5	8	24 - 28
226d25e2.0a8Z##	25	2.0	8	24 - 28
226d25e2.5a8Z##	25	2.5	8	24 - 28
226d25e3.0a8Z##	25	3.0	8	24 - 28
226d25e3.5a8Z##	25	3.5	8	24 - 28
226d25e4.0a8Z##	25	4.0	8	24 - 28
226d25e4.5a8Z##	25	4.5	8	24 - 28
226d25e5.0a8Z##	25	5.0	8	24 - 28
226d25e5.5a8Z##	25	5.5	8	24 - 28

Art. n°	d ₁	e	d ₂	Z
226d25e6.0a8Z##	25	6.0	8	24 - 28
226d25e6.5a8Z##	25	6.5	8	24 - 28
226d25e7.0a8Z##	25	7.0	8	24 - 28
226d25e7.5a8Z##	25	7.5	8	24 - 28
226d25e8.0a8Z##	25	8.0	8	24 - 28
226d30e1.5a8Z##	30	1.5	8	24 - 28
226d30e2.0a8Z##	30	2.0	8	24 - 28
226d30e2.5a8Z##	30	2.5	8	24 - 28
226d30e3.0a8Z##	30	3.0	8	24 - 28
226d30e3.5a8Z##	30	3.5	8	24 - 28
226d30e4.0a8Z##	30	4.0	8	24 - 28
226d30e4.5a8Z##	30	4.5	8	24 - 28
226d30e5.0a8Z##	30	5.0	8	24 - 28
226d30e5.5a8Z##	30	5.5	8	24 - 28
226d30e6.0a8Z##	30	6.0	8	24 - 28
226d30e6.5a8Z##	30	6.5	8	24 - 28
226d30e7.0a8Z##	30	7.0	8	24 - 28
226d30e7.5a8Z##	30	7.5	8	24 - 28
226d30e8.0a8Z##	30	8.0	8	24 - 28
226d30e8.5a8Z##	30	8.5	8	24 - 28
226d30e9.0a8Z##	30	9.0	8	24 - 28
226d30e9.5a8Z##	30	9.5	8	24 - 28
226d30e10.0a8Z##	30	10.0	8	24 - 28
226d40e2.0a10Z##	40	2.0	10	28 - 32
226d40e2.5a10Z##	40	2.5	10	28 - 32
226d40e3.0a10Z##	40	3.0	10	28 - 32
226d40e3.5a10Z##	40	3.5	10	28 - 32
226d40e4.0a10Z##	40	4.0	10	28 - 32
226d40e4.5a10Z##	40	4.5	10	28 - 32

Slitting saw staggered teeth

226

Continuation

Art. n°	d ₁	e	d ₂	Z	Art. n°	d ₁	e	d ₂	Z
226d40e5.0a10Z##	40	5.0	10	28 - 32	226d63e8.0a16Z##	63	8.0	16	28 - 36
226d40e5.5a10Z##	40	5.5	10	28 - 32	226d63e8.5a16Z##	63	8.5	16	28 - 36
226d40e6.0a10Z##	40	6.0	10	28 - 32	226d63e9.0a16Z##	63	9.0	16	28 - 36
226d40e6.5a10Z##	40	6.5	10	28 - 32	226d63e10.0a16Z##	63	10.0	16	28 - 36
226d40e7.0a10Z##	40	7.0	10	28 - 32	226d80e2.0a22Z##	80	2.0	22	28 - 36
226d40e7.5a10Z##	40	7.5	10	28 - 32	226d80e2.5a22Z##	80	2.5	22	28 - 36
226d40e8.0a10Z##	40	8.0	10	28 - 32	226d80e3.0a22Z##	80	3.0	22	28 - 36
226d40e8.5a10Z##	40	8.5	10	28 - 32	226d80e3.5a22Z##	80	3.5	22	28 - 36
226d40e9.0a10Z##	40	9.0	10	28 - 32	226d80e4.0a22Z##	80	4.0	22	28 - 36
226d40e9.5a10Z##	40	9.5	10	28 - 32	226d80e4.5a22Z##	80	4.5	22	28 - 36
226d40e10.0a10Z##	40	10.0	10	28 - 32	226d80e5.0a22Z##	80	5.0	22	28 - 36
226d40e11.0a10Z##	40	11.0	10	28 - 32	226d80e5.5a22Z##	80	5.5	22	28 - 36
226d40e12.0a10Z##	40	12.0	10	28 - 32	226d80e6.0a22Z##	80	6.0	22	28 - 36
226d50e2.0a13Z##	50	2.0	13	28 - 32	226d80e6.5a22Z##	80	6.5	22	28 - 36
226d50e2.5a13Z##	50	2.5	13	28 - 32	226d80e7.0a22Z##	80	7.0	22	28 - 36
226d50e3.0a13Z##	50	3.0	13	28 - 32	226d80e7.5a22Z##	80	7.5	22	28 - 36
226d50e3.5a13Z##	50	3.5	13	28 - 32	226d80e8.0a22Z##	80	8.0	22	28 - 36
226d50e4.0a13Z##	50	4.0	13	28 - 32	226d80e8.5a22Z##	80	8.5	22	28 - 36
226d50e4.5a13Z##	50	4.5	13	28 - 32	226d80e9.0a22Z##	80	9.0	22	28 - 36
226d50e5.0a13Z##	50	5.0	13	28 - 32	226d80e9.5a22Z##	80	9.5	22	28 - 36
226d50e5.5a13Z##	50	5.5	13	28 - 32	226d80e10.0a22Z##	80	10.0	22	28 - 36
226d50e6.0a13Z##	50	6.0	13	28 - 32	226d80e11.0a22Z##	80	11.0	22	28 - 36
226d50e6.5a13Z##	50	6.5	13	28 - 32	226d80e12.0a22Z##	80	12.0	22	28 - 36
226d50e7.0a13Z##	50	7.0	13	28 - 32					
226d50e7.5a13Z##	50	7.5	13	28 - 32					
226d50e8.0a13Z##	50	8.0	13	28 - 32					
226d50e8.5a13Z##	50	8.5	13	28 - 32					
226d50e9.0a13Z##	50	9.0	13	28 - 32					
226d50e9.5a13Z##	50	9.5	13	28 - 32					
226d50e10.0a13Z##	50	10.0	13	28 - 32					
226d50e11.0a13Z##	50	11.0	13	28 - 32					
226d50e12.0a13Z##	50	12.0	13	28 - 32					
226d63e2.0a16Z##	63	2.0	16	28 - 36					
226d63e2.5a16Z##	63	2.5	16	28 - 36					
226d63e3.0a16Z##	63	3.0	16	28 - 36					
226d63e3.5a16Z##	63	3.5	16	28 - 36					
226d63e4.0a16Z##	63	4.0	16	28 - 36					
226d63e4.5a16Z##	63	4.5	16	28 - 36					
226d63e5.0a16Z##	63	5.0	16	28 - 36					
226d63e5.5a16Z##	63	5.5	16	28 - 36					
226d63e6.0a16Z##	63	6.0	16	28 - 36					
226d63e6.5a16Z##	63	6.5	16	28 - 36					
226d63e7.0a16Z##	63	7.0	16	28 - 36					
226d63e7.5a16Z##	63	7.5	16	28 - 36					



Available
uncoated or coated



Z
12-36



λ
ALT

γ
8°


CARB

5600

Whirling tools Z3 - NIHS norm 06-02 & 06-03



Available
uncoated or coated



Material group (see page 3)

Recommended coating

V_c uncoated [m/min]

V_c coated [m/min]

a

Rico

b

Rico

90

80

110

100

Tolerances D: h5

Z3

CARB

Art. n°	Ø nominal	Pitch	d ₁	l ₂	d ₂	D	L
5600S0.80	S0.80	0.200	0.60	2.00	0.38	3	38
5600S0.90	S0.90	0.225	0.68	2.25	0.43	3	38
5600S1.00	S1.00	0.250	0.76	2.50	0.48	3	38
5600S1.20	S1.20	0.250	0.94	2.50	0.66	3	38
5600S1.40	S1.40	0.300	1.10	3.00	0.76	3	38
5600M1.00	M1.00	0.250	0.76	2.50	0.48	3	38
5600M1.20	M1.20	0.250	0.94	2.50	0.66	3	38
5600M1.40	M1.40	0.300	1.10	3.00	0.76	3	38
5600M1.60	M1.60	0.350	1.25	3.50	0.85	3	38
5600M1.80	M1.80	0.350	1.45	3.50	1.05	3	38
5600M2.20	M2.20	0.450	1.70	4.50	1.19	3	38
5600M2.50	M2.50	0.450	2.00	5.00	1.49	3	38
5600M3.00	M3.00	0.500	2.40	4.50	1.84	3	38

Formulas

$$F = F_z \cdot Z$$

$$V_f = F_z \cdot Z \cdot n$$

$$n = \frac{V_c \cdot 1000}{\pi \cdot d_1}$$

$$V_c = \frac{\pi \cdot d_1 \cdot n}{1000}$$

$$f_z = \frac{V_f}{Z \cdot n}$$

Caption

F [mm]: Feed per rotation

FZ [mm]: Feed per tooth

Z: Number of teeth

Vf [mm/min]: Feed speed


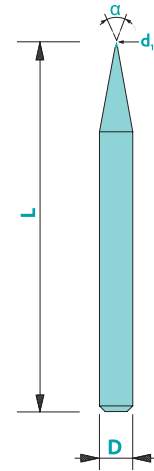
n: Spindle speed

Engraving mill V-shape - reinforced

119-4

Material group (see page 3)	a	b
Recommended coating	Rico	Rico
n [rpm]	30'000	30'000
Fz↓ [mm]	0.003	0.003
Fz→ [mm]	0.0065	0.0065

Tolerances
 d_1 : +/- 0.01
 D: h5



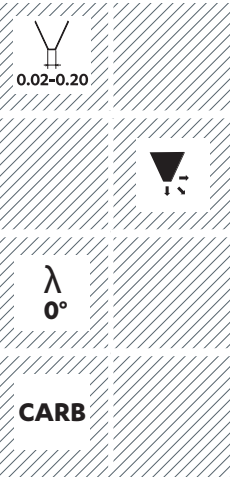
Available
uncoated or coated

Article number : 119-4a##d#.##
 Example: End mill ref. 119-4 with 25° angle and tip diameter 0.05 mm: 119-4a25d0.05

α^*	d_1^{**}	D	L
15-45°	0.02-0.09	3	33
15-45°	0.10-0.30	3	33
50-140°	0.02-0.09	3	33
50-140°	0.10-0.30	3	33

* Available angles: every 5° between 15° and 45°; every 10° between 50° and 140°
 ** Available diameters: every 0.01 mm between 0.02 and 0.09 mm; every 0.05 mm between 0.10 and 0.30 mm

Other dimensions (angle, tip diameter, shank) upon request



Formulas

$$F = F_z \cdot Z$$

$$V_f = F_z \cdot Z \cdot n$$

$$n = \frac{V_c \cdot 1000}{\pi \cdot d_1}$$

$$V_c = \frac{\pi \cdot d_1 \cdot n}{1000}$$

$$f_z = \frac{V_f}{Z \cdot n}$$

Caption

F [mm]: Feed per rotation
 FZ [mm]: Feed per tooth
 Z : Number of teeth
 Vf [mm/min]: Feed speed
 n : Spindle speed

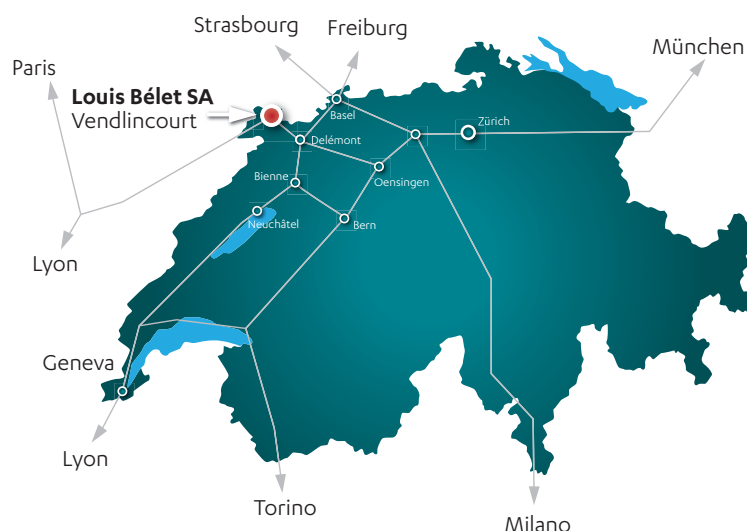


Since 1948

Louis BELET SA is a family business of about 150 employees. The company is run by the two grandchildren of the founder, Mrs Roxane Piquerez and Mr Arnaud Maître.

LOUIS BELET SA

Les Gasses 11
CH - 2943 Vendlincourt
Tél. +41 (0) 32 474 04 10
Fax +41 (0) 32 474 45 42
www.louisbelet.ch
info@louisbelet.ch



The quest of excellence

Bélet's spirit relies on the quest of excellence. In all our activities, we constantly focus on finding the best solutions, for our customers and our employees.

Quality and environmental management are testified by our ISO 9001:2008 and ISO 14001:2004 certifications.

AUTHORIZED DISTRIBUTORS



ERICH KLINGSEISEN KG
klingseisen.de
REXIM WERKZEUG GMBH
rexim.de



Luigino Gamba
lgamba@louisbelet.ch
VEMAS
vemas.it



EHN & LAND AB
ehnland.se



RHINOS COMPANY LTD
rhinos.co.jp



FMS
fmsmanufacturing.com



Louis BELET by GenSwiss
elitecarbide.com



M. E. WEINSTOCK LTD.
weinstock.co.il



JINSUNG EUROTEC Co.Ltd
bestjinsung.com



HEMANT TOOLS
hemanttools.co.in



SUPRETEC
supretec.com.mx



FABRICE BERCHE
Agent officiel
fberche@louisbelet.ch
OUTIMAT
outimat.fr



RAINFORD
PRECISION MACHINES
rainfordprecision.com



Everbright
everbright.com.tw



PCS MACHINE TOOLS LIMITED
info@pcstools.com.hk



Xi'an Sunrion Precision Machinery Co., Ltd.
sunrion.com.cn
Affolter China Co., Ltd.
affolterchina.cn



PT DSTI
duosolusi.com



DSTV PTe Ltd
duosolotech.com



NPO INSTRUMENT
npoinstrument.ru



ULUSWISS GmbH
uluswiss.ch



Shaanxi WB Precision Machinery Co.,Ltd
weibaii.com



JCS Precision Tooling
jcs.precisiontooling@gmail.com



Eitag
eitag.com